

## December 2024 Newsletter

<b>President</b>	Brent Blackwell
<b>Vice President</b>	Tom Brennan
<b>Secretary</b>	Tony Ward
<b>Treasurer</b>	Mark Schmidt
<b>Newsletter</b>	Tom Brennan
<b>Raffles</b>	Brent Blackwell

Hunter Valley Fly Fishing Club meets on the  
1st Wednesday of each month at:-

Beresfield Bowling Club  
Anderson Drive, Beresfield

**Next Meeting:**  
**7pm Wednesday 5<sup>th</sup> February 2025**

### Public Officer

Tony Ward

### Committee Members

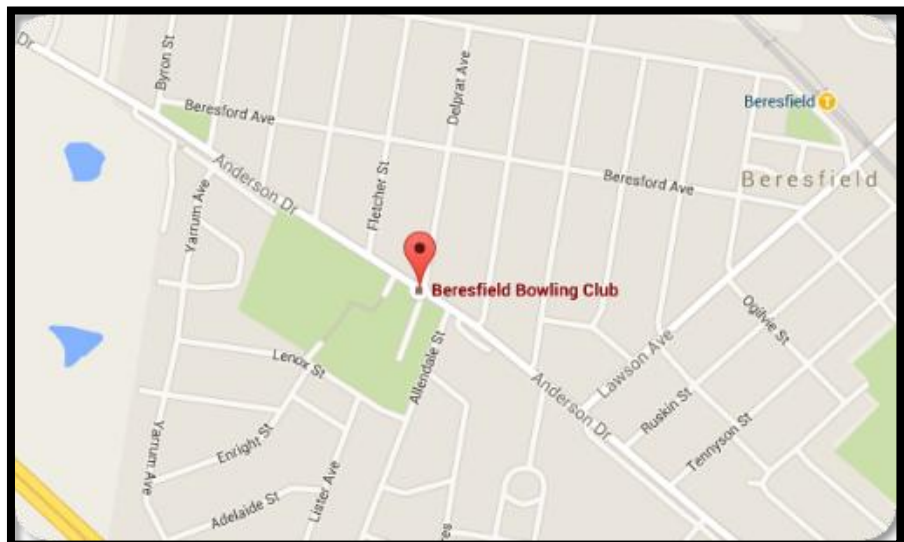
Fiona Meredith

Jeff Yates

Kevin Croft

Matt Jordan

Peter Sewell



# Upcoming Club Outings

*There will be further details about Trip Masters etc circulated via the club email group. This will be a work in progress and will be subject to change so make sure you refer back to the most recent newsletter for the most up to date listing. Generally club outings are pencilled in for the weekend of the third Saturday of each month excluding December and January*

Jan	Nil
<b>Feb 15<sup>th</sup> – 16<sup>th</sup></b>	<b>TBC – Flatties on the Myall – Tony</b>
<b>March 21st -23rd</b>	<b>Harrington – Ben</b>
April	Possible Visit to Barra Farm at Bobs Farm
May	TBC
June	St Clair
July	St Clair
Aug	Salmon Classic & Presentation
Sept	TBC
Oct	TBC
Nov	TBC
Dec	Nil

## Regular Casting Afternoons 2025

When: 4<sup>th</sup> Sunday of each month at 3pm for around 2 hours

Where: Bero Bowlo. Meet on Grass Green which is furthest from the doors near the main bar

Cost: nil, the Bero Bowlo has made their resources available to us at no cost which is VERY generous

Who: Anyone. You don't have to be a member, so come along if you're interested, bring along an interested member, bring a few rods and share some skills and stories

Rules: Only rules are nothing sharp (hooks etc) and soft flat bottom shoes like thongs or crocs or just go barefoot.

- January 26<sup>th</sup>
- February 23<sup>rd</sup>
- March 23<sup>rd</sup>
- April 27<sup>th</sup>
- May 25<sup>th</sup>
- June 22<sup>nd</sup>
- July 27<sup>th</sup>
- August 24<sup>th</sup>
- September 28<sup>th</sup>
- October 26<sup>th</sup>
- November 23<sup>rd</sup>
- December – no event in December

# President's Report

Hello from the new President. I don't want to be president. I am in the chair because without a president the club folds. I will keep the seat warm for 12 months.

It's December, the club does not run events during this month or January. Holidays and other celebration get in the way. Also it is the middle of summer.

Fish stocking, we are awaiting delivery of fingerlings. When they are available we will meet at Lake St Claire and distribute these little fish.

I wish well for Christmas and the New Year, stay safe.

Tight lines,

Brent Blackwell



# Ramblings from the editor

Firstly I would like to thank, and acknowledge, Brents' acceptance of the position of Club President. Without you we really would be in a pickle! If things were different I may have put my hand up, but considering the last newsletter I managed to get out was August I reckon I may not have been the best candidate at this time. So again, thank you Brent 😊



Yes, you read that right, my ability to pull together anything resembling a publishable newsletter has been hampered by a combination of a series of crappy work stressors, a busy and complicated family life and then a badly injured wife. I seem to have survived all that 2024 has thrown, but am a little battle weary for it. Thankfully 2025 looks much more settled, which is a big relief as I need some time to catch up, and actually get some fishing done!

If I have missed a submission you have sent through for the Newsletter I deeply apologise, please bring this to my attention so I can fix this in the New Year.

What I have really enjoyed recently has been the first two casting afternoons that we've held at the Bero Bowlo. I didn't get to stay long for the inaugural event (my wife broke two ankles the day before) but the second event probably got me the closest to a cast I was happy with yet, so thank you to everyone there who helped me out. In the controlled conditions of the green everyone seemed happy sharing gear, trying each others setups, and exchanging a few good stories along the way. I hope to see this little event grow over the coming months, but honestly even if only a few of us turn up each time it's a couple of hours well spent in my book. Remember there is no need to RSVP, just turn up if you can. The idea is that the regular timeslot (see page 2 for dates and details) just looks after itself.

Below are a few pics from Ed from an outing at St Clair as well as one from our first casting arvo, note the amount of space we have.

Thank you to everyone who has contributed to this edition, especially Matt for coralling some content for me. I will endeavour to be more organised for the Club next year.

Seasons Greetings!

Cheers,

Tom







# Nibbles and Bytes



- NSW Angler Access map (created by DPI)  
<https://www.dpi.nsw.gov.au/fishing/recreational/resources/angler-access>
- Fish stocking sites map (created by NSW DPI)  
<https://www.dpi.nsw.gov.au/fishing/recreational/resources/stocking>
- River levels (created by WaterNSW)  
<https://realtimedata.waternsw.com.au/>
- Boat ramps map (created by NSW RMS)  
<https://roads-waterways.transport.nsw.gov.au/maritime/using-waterways/boat-ramps-map/boat-ramps/index.html>
- Travelling stock reserve map (created by NSW Local Land Services)  
<https://trade.maps.arcgis.com/apps/webappviewer/index.html?id=dd585551cd5c4320bfcd2d671d8f2364>
- Gavin Hurley's (Stalker's) series exclusively about fly fishing in Australia and New Zealand  
<https://7plus.com.au/on-the-fly>
- Freshwater angler access: The Fisheries Management Act 1994 permits boating on or wading in a river or creek, providing you stay within the bed of the river, including parts which are covered and left bare with the increase of flows, other than at times of flood. This does not apply to lakes.

*Please send through any links, suggestions of apps or other sources of information that you find helpful and we'll add it to this page. Same goes for updated or broken links, let us know and we'll update.*



## *Trout fishing in the high country*



*Peter and Kev reviewing the photos from the day or maybe listening to the resident Lyre bird*

The trip was planned a few weeks back and it has been a busy time making cakes (thanks ladies) and cooking meals for the week away. Weather patterns have been studied and appropriate clothes packed. A number of emails and messages flowed between the three of us as we fine tuned the details. Trip master Peter had a 2000ltr tank to deliver to Jindabyne, so he was chuffed that both myself and Kevin could give him a hand with the transport and delivery.

We departed Kevin's place at 6am, hoping to get through the city with the trailer before the morning peak. On the way we stopped at Goulburn's Trappers Bakery. Its always good for a stop with a coffee and meat pie. We hit the tarmac again and were soon circumnavigating a very full Lake George. I wonder if anyone has fished this lake, and if so what would you catch? The margins look ideal for hunting carp if they are in there.

Cooma loomed up large and we had a compulsory stop at the Alpine Angler on the southern outskirts. Unfortunately, they don't seem to stock much, so we were able to save our pennies for a visit to our favourite tackle store, BWC at Tuggerah when we got home. Back on the road, we dropped off the tank, picked up an ATV and headed into camp. The cabin had been unoccupied for a month, so our dear little friends, the Antechinus (marsupial mice), decided to inhabit the space, but they are such dear little creatures, keeping down

the vermin that would otherwise move in during our absence, so we tolerated the pitter patter of their little feet on the ceiling all week, mostly in the wee hours of the morning!

Kev couldn't wait to explore the river, and soon inspected the close by waterholes. He was extremely excited about the platypus working the various large reed lined holes, but they are such shy creatures, that he only managed a few grainy videos, but the experience was immeasurable. He reported back that few trout could be seen rising, and the chill of the air would probably not help an evening rise.

The next day we made a concerted effort to score our first fish. Try as we may, wets and nymphs were refused, and the only rises were to a few midge swirling around in the shadows. Later on in the day the occasional Kosciuszko dun wriggled to the surface, thankful to be free of its shuck, and sailed off down the stream. Unfortunately, the message didn't reach the rest of the clan, so only a few small fish rose to the occasion.

Another new day was punctuated with some wood chopping and a trip up the river to do a little exploring to try and crack the trout code. We saw some lovely country but once again no rise or fish interest. Tomorrow we are planning a trip to the lake and hopefully see some fish, meanwhile we have tea to prepare and give the whisky a nudge



*Kev casting to a cruising trout on the windy shores of Jindabyne*

The Kalkite bay around the Eucumbene arm was taken over by busloads of school children, camping on a nearby property. They were canoeing, bush walking and having a healthy time, certainly the envy of our city bound schools. So, we needed to fish further down the dam. The walk was interesting, as we saw several good fish but only a tiddler landed. We decided to come back after dark and see if they would entertain a little nocturnal activity. We worked up and down the shoreline, fishing nice drop offs and rocky points, but could not turn a scale.

The next day we headed into Jindy, had a coffee and pie and chatted to the staff in Highlander Outfitters. We bought a few flies to add to our boxes of 1000's, but in our hearts




we knew that it was a waste of time. On our way out of town I got a message from Don and John, the Italian connection, who were camped on the lake. John lamented the lack of fish and I could relate to his woes, though having said that, they scored a nice one that night and drowned it with copious amounts of vino to celebrate.

The rest of the week continued with little action and us doubting our fishing ability. We ventured many theories, including water temperature, recent snow and melt, air temperatures, lack of insects, but what we didn't doubt was the number of fish in the river. I saw a couple of grandads, plus others, but they need a catalyse to get them going. We headed back home after a week, scratching our collective heads wondering what we could have done differently. I took a quick trip to BWC to get some essentials, and spoke to Brett, who confirmed my fears that the trout had been quite everywhere. I know that my last trip to Thomms was a blank, now the Snowy. Where do we go from here? What us fly fishermen always do, plan another trip of course.....



*Icy morning leaving camp, Peter scraping the windows to see.*

*A magic rainbow over the water to farewell us.*



# Glenbawn Carp

Glenn Olney and myself had a week fishing at Lake Glenbawn.

We started the day chasing bass by trolling. We did this for several days until the weather cleared.

We were waiting for clear skies, so we could polaroid for carp. We had checked out a bay on the eastside of the lake. Here we had the sun shining over our shoulders allowing us to see the carp swimming by. They were there, not in great numbers, but moving and feeding.

We pulled the boat up on the shore, set up our fly rods and set off in different directions.

The carp were being finicky, swimming past the fly, avoiding the fly. Another issue was placing a slow sinking fly in front of a moving carp. Lots of casting resulted in the occasional interest and hook up with the target.



We had two days with clear skies, the third day it was a little cloudy which made it more difficult to see the fish. More patience and success followed.





# KC Crawler

It's time to share.

I have had some very successful trips over the last Month or so at Lake StClair and would like to share one of the flies I am using and how I fish it.

After some inspiration from other member's flies (Paul, Eddie & Russell) and some experience of my own I have come up with this fly "The KC Crawler" aptly named by Fiona. It has a perfect silhouette of a Mudeye with a small amount of UV in the chenille and those little rubber legs in the wiggle dubbing just say eat me.


I use a 6/7 Innovator Distance Rod with a SA Mastery Titan WF-7-F line and a 10' Tapered leader 14lb. This line performs very well in the conditions at StClair.

I fish this fly after dark when there is not much surface action going on and do a slow figure of eight nymphing retrieve at a pace that you can stay in touch with your fly. It depends on the wind.

The takes are varied from slamming it to mostly very subtle slurp in and swim off so you need to concentrate on anything that feels different. A strip strike is the best when you feel a subtle take. The takes can be as soon as the fly hits the water to right in close near your feet, so be ready.

If you are not getting bites change your retrieve slightly and if that doesn't work move slightly down the bank to a new spot. If that doesn't work then heaven forbid change your fly or go home.

**Brett and Cherie at BWC Flies is the place to go to get your materials and they would be glad to help with any questions.**



## Materials

Hook	Kamasan B830 #8 or Gamakatsu S10 #6
Eyes	Self-made glass eyes or Spirit River Large Mono eyes
Thread	Seperfli Classic Waxed Thread 6/0 in Dark Olive. (Black will do)
Body	Hareline UV Mottled Galaxy Mop Chenille in Lt Olive
Overwing	Black Duck Feathers or Substitute with Partridge or Soft Hen Hackle
Head	Hareline Hare'e Wiggle Dub in Olive

## Steps

### 1. Make eyes

Get some Green glass beads and 40lb Mono. Melt the end of the Mono to make a blob on the end.

Slide a bead onto the mono down to the blob on the end.

Grab the mono with forceps then slide the second bead on. The forceps will gauge the width of the eyes.

Melt the end of the mono to secure the second eye.



You can put some UV resin on each eye to make them more secure.

### 2. Place the hook in the vice and start the thread going down to the bend and back to approximately two hook eyes back from the eye of the hook.



3. Tie in the eyes at this point, ensure they are level. Add a drop of super glue to secure in place.




4. Take the thread halfway back to the bend and tie in the Mop Chenille. Tie the chenille in all the way back to the start of the bend, then take the thread forward to behind the eyes. The piece of tied in chenille will make the bum of the mudeye a bit bigger.





5. Wrap the chenille forward over the tied in chenille up to behind the eyes and tie in.



6. Prepare 3 or 4 Feathers by picking off the fluff at the base of the feather, then stack on top of each other and tie in as an overwing just behind the eyes. The tips of the feather need to be just past the bend of the hook. Trim the feather stems off in front of the eyes when tied in.



7. Make a 50cm to 75cm dubbing loop behind the eyes and then take the thread forward to just behind the eye. Do a half hitch and hang your bobbin out the front.



8. Prepare the Wiggle Dub and put in the dubbing loop. I use a dubbing clip to transfer the dubbing from the table to the dubbing loop.



9. Twist the dubbing loop up to make a rope. Pick any legs out that have been twisted in.



10. Wrap the dubbing rope around the eyes to make the head. Figure eight around the eyes. Try not to crowd the hook eye.



11. It's time to whip finish now.
12. Pick out any trapped legs with your bodkin and trim any that are too long.



13. Use a Velcro brush to release some of the dubbing fibres.

Happy Fishing

# HVFFC Sponsors



If you follow BWCflies on social media, you are most likely aware of our fly fishing dedicated store located on the NSW Central Coast.

Our range of fly tying materials, fly tying tools, fly boxes, accessories and fly fishing equipment is always expanding as new product and new Brands are being sought from around the world to bring them to the range available in the Shop.

A vast product mix from the leading Brands in the flyfishing industry are now on offer. Our goal is to deliver fly fishing product that represents high quality and consistency each time. Flyfishing, It's our passion and we take personal pride in upholding our professional and service ethic goals.

Our Fly Shop is open to the public (see Trading Hours on the website for opening and closing times), with 4 car parking spaces available right at the front door.

If you heading to the Central Coast or in need some fresh gear before heading north or south, be sure to stop by.

We are located approximately 5 minutes off the M1 Wyong Rd turnoff.

Visit us at Unit 8, 5 Joule Place, Tuggerah NSW, 2259.

Cherie and I hope to catch up with you in the store, sharing a coffee or a yarn about recent sessions.

---

# LIDDELL

---

# GLENCORE





**MEMBERSHIP APPLICATION**

Hunter Valley Fly Fishing Club Incorporated (the "Association")  
(Incorporated under the *Associations Incorporation Act 2009*)

I, .....

[full name]

Of .....

[address]

.....

[email]

.....

[contact number(s)]

\$50 Full member     \$20 Junior member     \$60 Family membership    (✓)

I hereby apply to join the Association. I agree to comply with and be bound by the constitution of the Association for the time being in force.

.....  
Signature of applicant

Date: .....

**Fees:**

For applications dated between 1<sup>st</sup> July and 31<sup>st</sup> December, please pay the full fee.

For applications dated between 1<sup>st</sup> January and 31<sup>st</sup> March, please pay HALF the full fee.

For applications dated between 1<sup>st</sup> April and 30<sup>th</sup> June, please pay the full fee, but your membership will extend to the end of the NEXT financial year. That is, up to 15 months' membership.

Fee paid \$ \_\_\_\_\_

**Application for Family Membership**

To be eligible for Family Membership, and have the Association's insurance cover extend to include all applicable family members, the following conditions apply:

- Family Membership is available for a member and their immediate family only (i.e. wife/husband/partner and children under 18 years of age as at 1<sup>st</sup> July) and does not include grandparents, members' siblings or other relations, etc.
- members' children 18 years or older will be required to join as a full member
- each family membership is entitled to one vote at club meetings.
- the information in the following table must be supplied in respect of all people covered by a Family Membership:

Full name	Date of birth	Relationship to member

### Lodgement and Payment

Once completed, please sign, scan and email to [president@huntervalleyflyfishingclub.com.au](mailto:president@huntervalleyflyfishingclub.com.au), [headstarting@bigpond.com](mailto:headstarting@bigpond.com) and [treasurer@huntervalleyflyfishingclub.com.au](mailto:treasurer@huntervalleyflyfishingclub.com.au).

Membership fees can be paid by cash, cheque or via bank transfer.

If paying by bank transfer, please use your name as a reference for payment so your payment can be easily identified.

Bank transfer should be paid to the following account:

**Name: Hunter Valley Fly Fishing Club**  
**BSB: 637 000**  
**Account No: 780 089 059**

Please make cheques payable to **Hunter Valley Fly Fishing Club**

### Communications

All members participate in a group email for communications about meetings, outings and general fly fishing chat. Separately, we operate a members' directory.

### Members' Directory

The club operates an opt-in members' directory. It allows members to contact each other for advice and fishing trips. If you choose to participate, you will be added to the current directory, and you'll receive the current copy, and your own details will be available to other members upon the next mailout (usually twice a year). The directory is STRICTLY paper only and does not include addresses. Only members who choose to participate in the directory receive a copy. We ask for your partner's name so we can address them with courtesy. All fields are optional.

I wish to participate in the members' directory

Spouse/partner's first name .....

General locality (eg Sydney, Newcastle, upper or lower Hunter, Central Coast etc)

.....

Fly fishing interests (particular species, techniques, places...anything that you may be able to contribute to another member, and you don't have to be an expert. This is about connecting members with members.)

.....



## MEMBERSHIP RENEWAL

Please fill in this form if you are renewing a Family Membership, if your current details have changed or if you wish to join our members' directory. Single members whose information has not changed do not need to fill in this form.

I am:

- updating my information as a single full member
- renewing a Family Membership
- wanting to join the members' directory

.....  
[full name]

.....  
[address]

.....  
[email]

.....  
[contact number(s)]

- \$50 Full member     \$20 Junior member     \$60 Family membership    (✓)

.....  
Signature

Date: .....

### **Renewal of Family Membership**

To be eligible for Family Membership, and have the Association's insurance cover extend to include all applicable family members, the following conditions will apply:

- Family Membership is available for a member and their immediate family only (i.e. wife/husband/partner and children under 18 years of age as at 1<sup>st</sup> July) and does not include grandparents, members' siblings or other relations, etc.
- members' children 18 years or older will be required to join as a full member
- each family membership is entitled to one vote at club meetings.
- the requested information in the following table must be supplied in respect of all people proposed to be covered by a Family Membership:

Full name	Date of birth	Relationship to member

### Lodgement and Payment

Once completed, please sign, scan and email back to [president@huntermvalleyflyfishingclub.com.au](mailto:president@huntermvalleyflyfishingclub.com.au), [headstarting@bigpond.com](mailto:headstarting@bigpond.com) and [treasurer@huntermvalleyflyfishingclub.com.au](mailto:treasurer@huntermvalleyflyfishingclub.com.au).

Membership fees can be paid by cash, cheque or via bank transfer.

If paying by bank transfer, please use your name as a reference for payment so your payment can be easily identified.

Bank transfer should be paid to the following account:

**Name: Hunter Valley Fly Fishing Club**

**BSB: 637 000**

**Account No: 780 089 059**

Please make cheques payable to **Hunter Valley Fly Fishing Club**

### Members' Directory

The club operates an opt-in members' directory. It allows members to contact each other for advice and fishing trips. If you choose to participate, you will be added to the current directory, and you'll receive the current copy, and your own details will be available to other members upon the next mailout (usually twice a year). The directory is STRICTLY paper only and does not include addresses. Only members who are in the directory receive a copy. We ask for your partner's name so we can address them with courtesy. All fields are optional.

I wish to participate in the members' directory

Spouse/partner's first name .....

General locality (eg Sydney, Newcastle, upper or lower Hunter, Central Coast etc)

.....

Fly fishing interests (particular species, techniques, places...anything that you may be able to contribute to another member, and you don't have to be an expert. This is about connecting members with members.)

.....